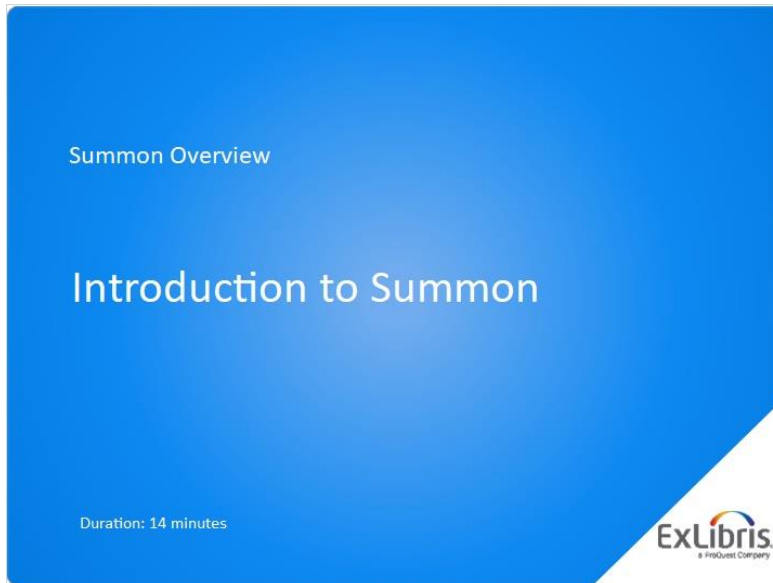


Summon Overview: Introduction to Summon

1. Summon Overview: Introduction to Summon

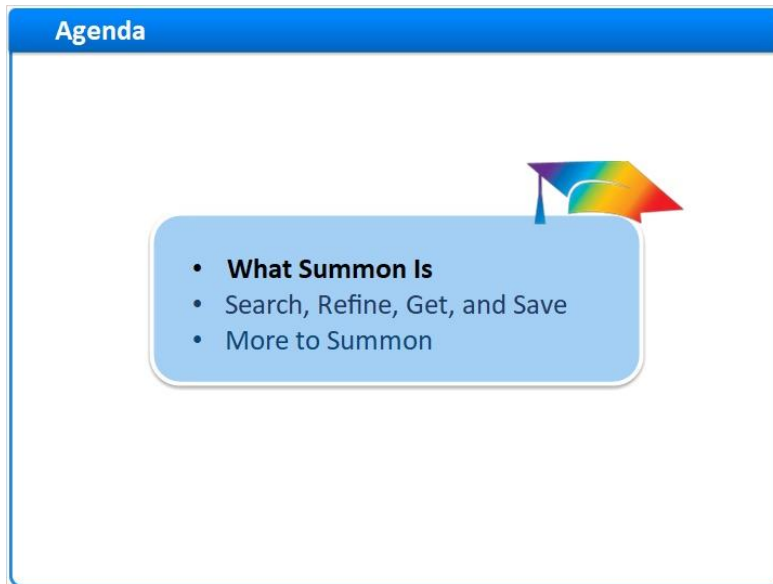
1.1 Introduction to Summon



Notes:

Hello, and welcome to this "Introduction to Summon" training session.

1.2 What Summon Is



Agenda

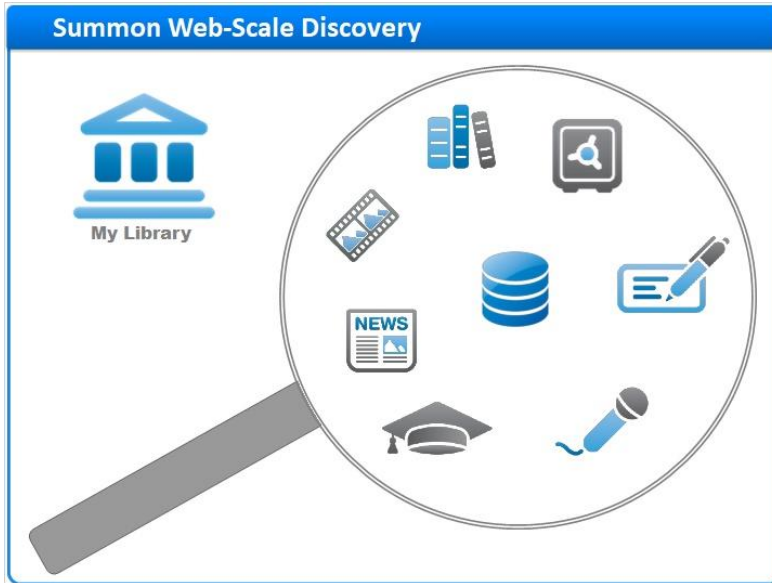
- **What Summon Is**
- Search, Refine, Get, and Save
- More to Summon

Notes:

By the end of this session, you'll know what Summon is, how to use Summon's basic features, and some other elements of the Summon interface.

We'll start by considering what Summon is.

1.3 Summon Web-Scale Discovery

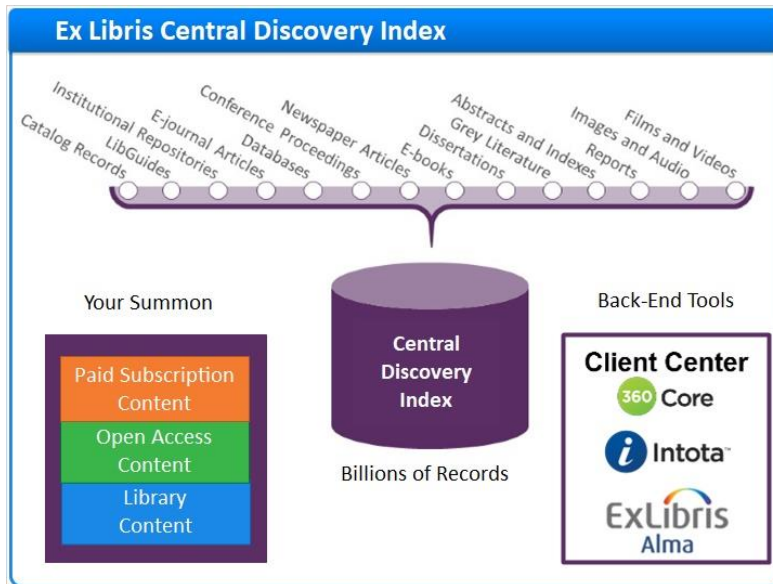


Notes:

The Summon Web-Scale Discovery Service uncovers content across the breadth of your library's collections.

Depending on your library's unique implementation, this can include everything from your library's catalog to your full-text databases; from online video and audio, to your abstracting and indexing content. It can even include your library's study guides and institutional repositories.

1.4 Ex Libris Central Discovery Index



Notes:

Summon's web-scale discovery capabilities are powered by the Ex Libris Central Discovery Index, which contains billions of records from more than 7000 content providers, including publishers, aggregators, professional societies, and institutions like yours. And, these records represent over 90 different content types.

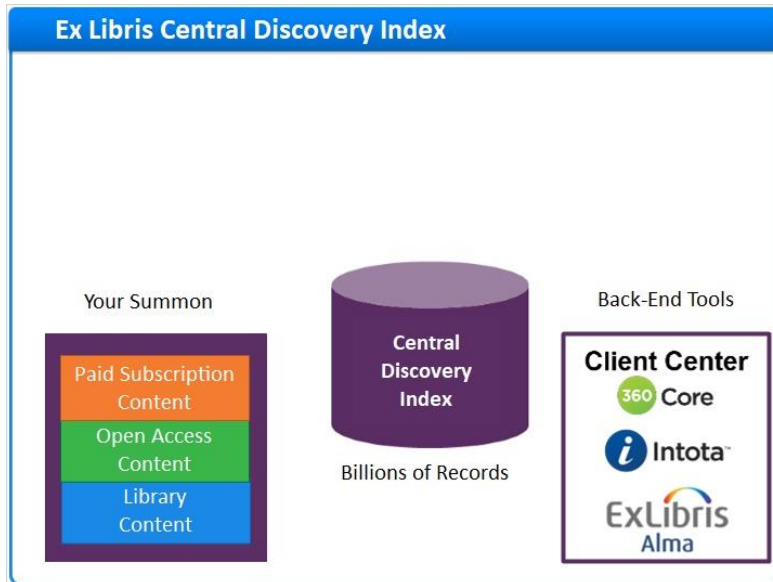
With so much in the Central Discovery Index, you may be wondering, what's in your Summon?

Your institution's Summon implementation team will use one of three back-end tools -- the Client Center, Intota, or Alma -- to tell Summon which subscription and open-access e-resources to include.

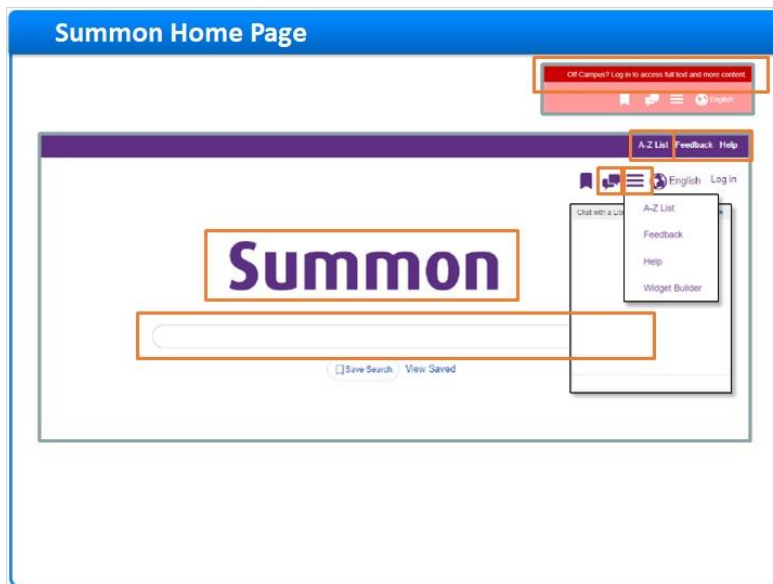
Your institution may also work with Summon staff to have your own catalog, study guides, and institutional repositories added right into the Central Discovery Index.

All together, this allows researchers to discover content across your institution's collections, using one, easy-to-use interface.

Cover for Content Types (Slide Layer)



1.5 Summon Home Page



Notes:

Here is an example of a Summon Home Page. Your library's Summon Home Page will look a bit different, depending on which features your library chooses to activate.

In the banner at the top of the page is a Help link, a Feedback link, and in some cases a custom link, such as this one for the library's A-to-Z list. If your library supports remote access, unauthenticated researchers may see a login reminder

instead of these links.

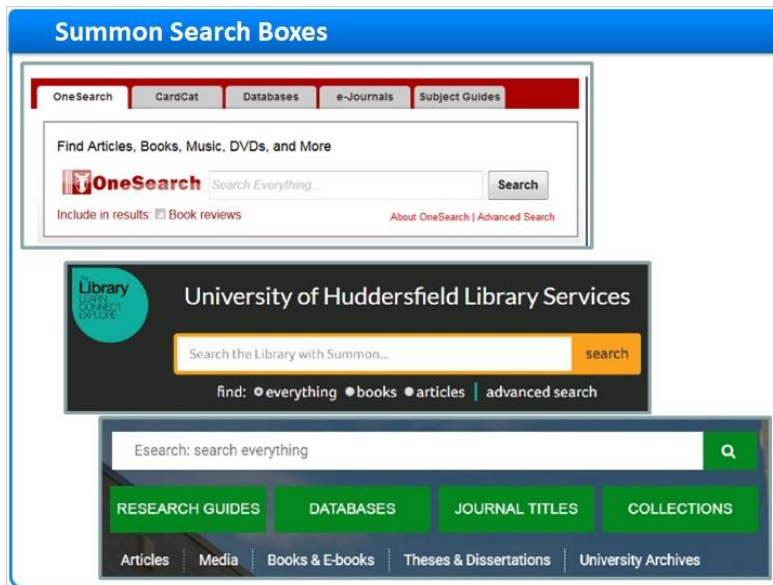
Click the icon to access the banner links, along with additional tools for building your own search widgets. Click back in the main page area to close the menu.

Your library's Summon may also include an integrated chat widget that uses your library's chat service.

Toward the center of the page, you'll find your library's logo, which your library will customize to show your branding or your custom name for Summon. Below the logo is the heart of Summon: one big search box for discovering content across your library's diverse collections.

While we call this the Summon Home Page, most of your researchers will never see it. Instead, they'll access Summon via a search box right on your library's home page.

1.6 Summon Search Boxes



Notes:

Here are a few examples of Summon search boxes found on some library pages.

You'll learn how easy it is to create your own search boxes in a separate training session.

1.7 Search, Refine, Get, and Save

Agenda

- What Summon Is
- **Search, Refine, Get, and Save**
- More to Summon

Notes:

Now let's learn the basic steps for searching in Summon, refining our results, getting full text, and saving citations and searches.

1.8 Search Summon

Search Summon

Summon

Media monitoring Options

Media monitoring

Related Topics

Internet forum	Multimedia	New media
----------------	------------	-----------

Social media measurement

Related Topics

Media monitoring	New media	Social media
------------------	-----------	--------------

Notes:

We'll start on the Summon Home page.

As I enter my search terms into the search box, the Summon autocomplete feature provides some suggestions. I could finish typing myself, but this time I'll select the terms I want and click **Enter** or the **Search** icon.

In just seconds, Summon searches all the billions of records in the Central Discovery Index.

This search returned hundreds of thousand of results, sorted by relevance.

Summon uses a proprietary algorithm to determine how relevant each result is to the search terms. Results that are highly relevant are placed at the top of the search results, while less relevant results are placed farther down in the list.

It's also possible to sort results based on date, but we don't recommend this because sorting by date turns off relevance ranking. We'll look at a better strategy -- *filtering* materials by publication date -- in a few minutes. Also, you can sort by Author or Title.

First, let's look at our existing search results. As I scroll down the page, more and more results are automatically loaded. There's no need to click to see the next page of results.

Among these results are journal articles, books and ebooks, reference materials, video recordings, study guides, and more.

If there happens to be a lot of newspaper coverage of my search terms, I'll find that newspaper articles are grouped -- or "rolled up" -- together in my results. I can click here to see just newspaper articles.

And, if I don't see what I want in my results, I can always enter a new search at the top of the page. I can change or add to my keywords, or click the X to clear all keywords and start over.

First Result Page (Slide Layer)

The screenshot shows the Summon search interface with the query 'media monitoring'. The search results are sorted by 'Relevance'. The first result is 'Social Media Monitoring: How the Department of Homeland Security Uses...' by Patel, published in 2020. The second result is 'Protective Effects of Parental Monitoring of Children's Media Use, A Prospective...' by Gentile, Douglas A., Reemer, Rachel A., and Nathanson, Amy I., published in JAMA pediatrics in 2014. The third result is another instance of 'Social Media Monitoring: How the Department of Homeland Security Uses...' by Patel, published in 2019. The interface includes a left sidebar for refining the search, a top navigation bar, and a right sidebar with additional information and links.

Scrolled results (Slide Layer)

The screenshot shows the Summon search interface with the query 'media monitoring'. The search results are sorted by 'Relevance'. The results shown are: 7. '6-Pyrimino-substituted quinolines: synthesis and multiple metal (Cu, Hg and Zn) monitoring in aqueous media' by Azei, Arion S., Azei, Albert D., Chepurko, Andrey V., More...; 8. 'Public information officers' social media monitoring during the Zika virus crisis.' by Avery, Elizabeth Johnson; 9. 'Application of real-time global media monitoring and 'derived questions' for...' by Bhatti, Priya, Fogt, Juliana, Morales, Daniel, More...; and 10. 'BMC medicine 052017, Volume 15, Issue 1'. The interface includes a left sidebar for refining the search, a top navigation bar, and a right sidebar with additional information and links.

Result Varieties (Slide Layer)

Search Summon

Journal Article [Direct link to PDF](#) [Looking for Full Text](#)

Media monitoring

Journal Article [Direct link to PDF](#) [Looking for Full Text](#)

Media monitoring

Department of Homeland Security Social Media Monitoring Initiative
by Glassco, Debra
Encyclopedia of Social Media and Politics, 2014
Reference [Available Online](#)

Media pluralism and diversity: concepts, risks and global trends
by Valde, Peggy, 1973- editor; Sukésd, Mikós, editor; Picard, Robert G., editor
Palgrave global media policy and business, 2019
Adopting a truly global, theoretical and multidisciplinary perspective, **Media Pluralism and Diversity** intends to advance our understanding of media pluralism across the globe...
eBook [Looking for Full Text](#)

Book [Check Availability, P94.5.M55M425 2016, Perkins/Bostook Library](#)

China from the inside
by Lewis, Jonathan
2005
A series of four documentaries that survey China through Chinese eyes to see how history has shaped them, and where the present is taking them. Deals with the...
Video Recording [Check Availability, 4334, Ford Library](#)

Broadcasting
by Samantha O'Connor
05/2017
This Research Guide provides information about radio and television Broadcasting and general media studies resources found in the CCCC libraries and linked data...
Home Career
Find Resources Citing Sources
Evaluating Sources
Research Guide [Available Online](#)

newspaper rollup (Slide Layer)

Search Summon

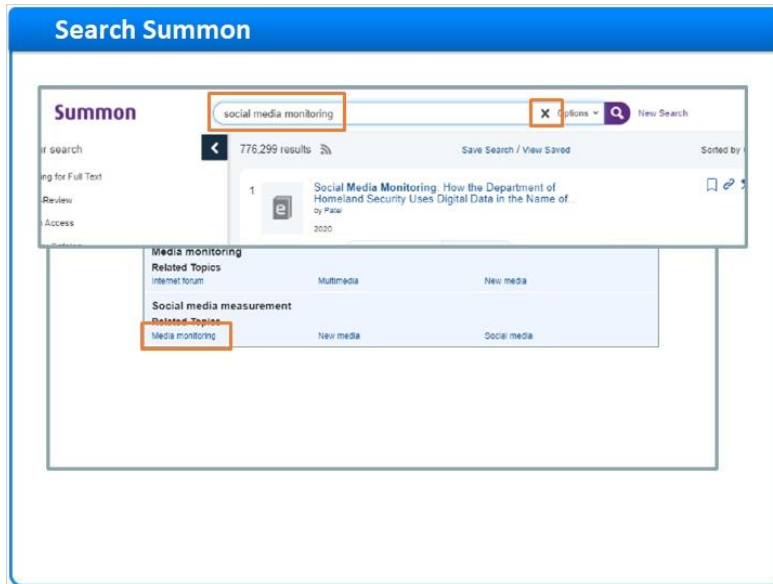
News results for Media monitoring

Media Monitoring, Access To Media Monitoring Portal
Mena Report, Mar 23, 2019
Newspaper Article [Looking for Full Text](#)

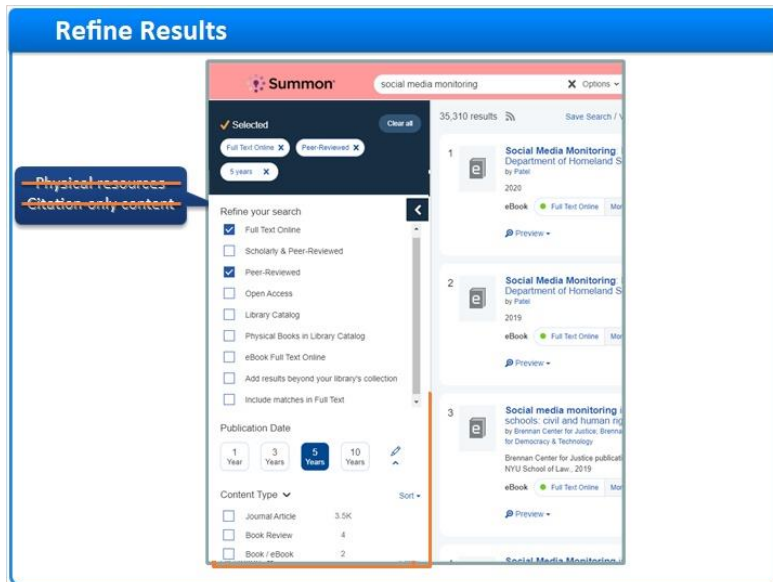
Media Monitoring/Media Response Analysis 2021-2023
SyndiGate Media Inc. Feb 2, 2021

Framework Contract For Media Monitoring And Social Media Monitoring
SyndiGate Media Inc. Jul 2, 2020

new search (Slide Layer)



1.9 Refine Results



Notes:

When we have specific research requirements, we can use the refinements and facets on the left side of the screen to filter results by any given criteria.

For example, if I'm off campus, I may only be interested in the materials I can access online. I can select **Full Text Online**, and any physical resources and citation-only content will be removed from my results list.

Or, if I'm only interested in articles from peer-reviewed journals, I can select the **Peer-Review** refinement to eliminate articles that do not meet that criteria.

In addition to these refinements, I can filter on a variety of facets. In this case, I only want to see peer-reviewed articles from the last five years, so I select that button, which retains relevance ranking while finding recent content.

For other facets, like **Content Type**, I can click on any of the facet values that are displayed in the list, and thus only see results that have that content type. I scroll down to see more content types.

I want to eliminate book reviews from my results, so I'll hover over the **Book Review** content type and click **Exclude**.

My refinements and facet selections will remain in place between searches, but I can clear any of them individually by clicking the associated checkmark or on the facet-value name. Or, I can clear all selections by clicking the **Clear Filters** option. Also, if I click **New Search**, the refinements and facets *and* my search keywords are all cleared.

There are other facets further down on the left: **Discipline**, **Subject Terms**, and **Language**.

Some libraries choose to also provide facets for **Author** and **Databases**.

If this library used Alma, I could filter on **Course Reserves** content.

Context-specific facets are available if I limit my search to catalog records only. These are **Library Location**, **Genre**, **Region**, and **Time Period**.

Some facets start out expanded, while others are collapsed. I can click on a collapsed facet to display the facet values available for filtering.

Other facets (Slide Layer)

Refine Results

Summon social media monitoring

Publication Date: 1 Year, 3 Years, 5 Years, 10 Years

Content Type

Content Type	Count
Journal Article	4,448
Book Chapter	536
Newsletter	134
Book Review	95
Web Resource	42

Discipline

Discipline	Count
medicine	3.9K
business	3.7K
social welfare & social work	3.2K
cosmetics	7K

Physical resources
Citation-only content

Clear Filters and New Search (Slide Layer)

Refine Results

Summon social media monitoring

3,498 results

Sorted by relevance

Full Text Online X Peer-Reviewed X Paper-Reviewed X

Refine your search

- Full Text Online
- Scholarly & Peer-Reviewed
- Peer-Reviewed
- Open Access
- Library Catalog
- Physical Books in Library Catalog
- eBook / Full Text Online
- Add results beyond your library's collection
- Include mentions in full text

Publication Date: 1 Year, 3 Years, 5 Years, 10 Years

Content Type

Content Type	Count
Journal Article	3,344
Book Review	4
Book / eBook	7

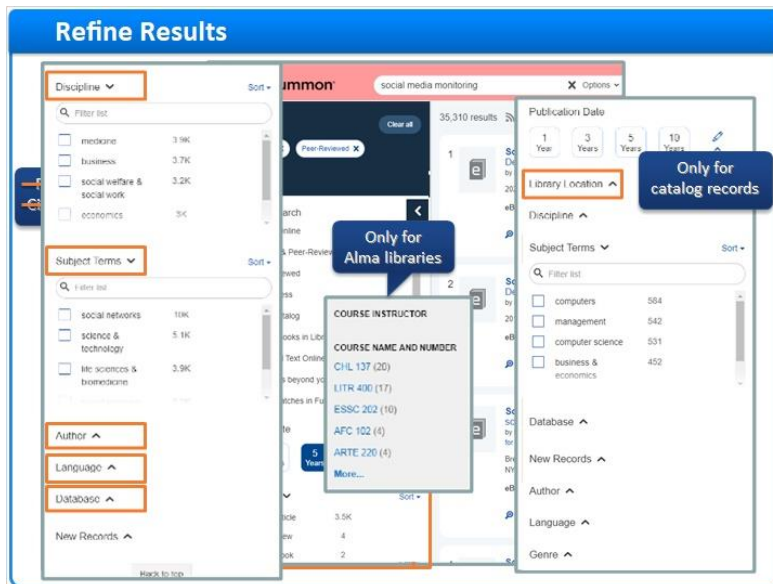
Physical resources
Citation-only content

New Search

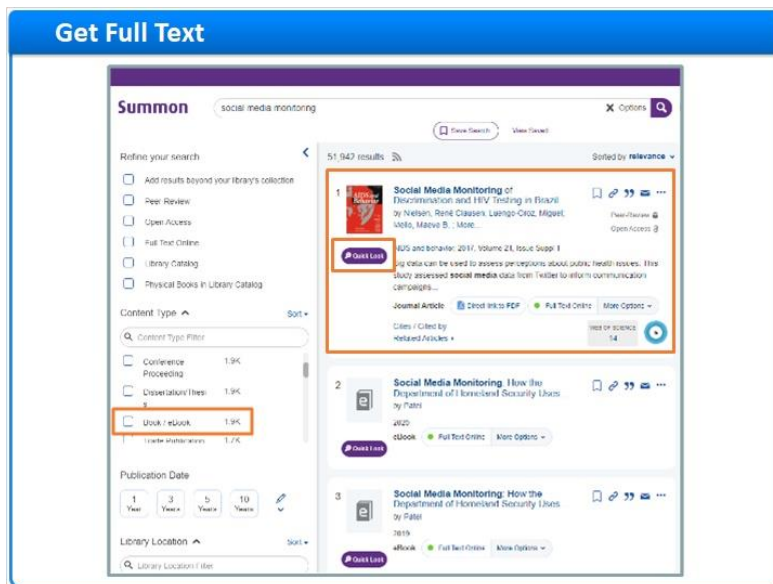
1. It's the Content That Counts: Longitudinal Associations between Social Media Use, Parental Monitoring...
International journal of environmental research and public health, 072021 Volume 18, Issue 14
... development, or about the capacity of parental monitoring of social media use to interupt these links. (2) Methods. These gaps were addressed in both cross-sectional.
Journal Article - Full Text Online

2. Social media monitoring on the perceived safety of medication use...
by Steef, J.M.M.A. van Reg, J., Wisse, S.J.H., More...
British journal of clinical pharmacology, 2019 Volume 85, Issue 11
... a tool for social media monitoring. The perceived safety in the posts was compared with the Dutch teratology information service (TIS).
Journal Article - Full Text Online

Still More Facets (Slide Layer)



1.10 Get Full Text



Notes:

Now let's take a closer look at the results themselves.

This result is a journal article that is available online. I can click Quick Look to read more about it. If I want to read an article, I simply click on the article title to be taken to full text. If Summon has an Index-Enhanced Direct Link for this resource, Summon will take me directly to the article. If no Index-Enhanced Direct Link is available, Summon will route me

through my full-text link resolver to get to the article.

This result is also a journal article, but only the citation is available online. The item is in my search results because my library subscribes to an Abstracting and Indexing database. In some cases, citation-only results will link to a library's link resolver where there is information on requesting the item via interlibrary loan. My library has configured Summon to take me to the Abstracting and Indexing Details page. Here, I can read about the article, and click this button to request the item via interlibrary loan. I'll click here to get back to my search results.

Now, I want to find a book, so I'll choose **Book / eBook** from the **Content Type** facet. This result interests me. My library has a physical copy that may be available. I can click on the availability information here to go to my library's catalog, and find out where in the library to get it. If the book were already checked out, that would also be noted in the availability information area. Fortunately, my library also has an electronic version of this book, so I could click here to read it online instead.

Full-Text Result (Slide Layer)

The screenshot shows a library search interface with a blue header bar that says "Get Full Text". Below the header, there is a search bar with the text "social media monitoring" and a "Quick Look" button. The search results are displayed in a list format. The first result is a journal article titled "Social Media Monitoring of HIV Testing in Brazil, 2014-2015" by Nelson, René Clausen, Luísa G. Mavele B., and others. The article is listed as a "Journal Article" and has a "Full Text Online" button. A blue arrow points to this button, with the text "Full-Text Link Resolver" next to it. On the left side of the interface, there are several filters. The "Content Type" filter is expanded, and the "Book / eBook" option is highlighted with a red box. Other filters include "Publication Date" and "Library Location". The "Publication Date" filter shows options for 1, 3, 5, and 10 years. The "Library Location" filter shows a search bar for "Library Location Filter".

IEDL Full Text (Slide Layer)

The screenshot shows the SpringerLink interface for the article "Social Media Monitoring of Discrimination and HIV Testing in Brazil, 2014–2015". The page includes a search bar, a "Download PDF" button, and a table of contents with sections like Abstract, Introduction, Data and Methods, Results, Discussion, References, Acknowledgements, Author information, Ethics declarations, Electronic supplementary material, Rights and permissions, and About this article. The abstract text is visible, starting with "Big data can be used to assess perceptions about public health issues." Below the article content, there is a "Publication Date" filter (1 Year, 3 Years, 5 Years, 10 Years) and a "Library Location" dropdown. A "Quick Link" section is also present, showing a link to "Social Media Monitoring: How the Department of Homeland Security Uses by Falst" with options for "Full Text Online" and "Show Options".

Link Resolver (Slide Layer)

This screenshot shows the SpringerLink interface for the article "Blurred Boundaries: Social Media Privacy and the Twenty-First-Century Employee" from the "American Business Law Journal". The page features a search bar, a "360 Link" overlay, and a table of contents. The "360 Link" overlay is highlighted with an orange box and contains the following information: "Adolescents and social media: privacy, brain development, and the law", Author: Colleen C. Bell, Journal: The Journal of the American Academy of Psychiatry and the Law, ISSN: 1073-4773, Date: 08/01/2018, Volume: 44, Issue: 3, Page: 313. Below the overlay, there are options for "HighWire Press (Free Journals)", "Browse Journal", "Report a problem", and "Still need help?". The main article page also shows a "Publication Date" filter and a "Library Location" dropdown. A "Quick Link" section is also visible, showing a link to "Social Media Monitoring: How the Department of Homeland Security Uses by Falst" with options for "Full Text Online" and "Show Options".

Citation Result (Slide Layer)

Get Full Text

25 **Understanding Social Media Monitoring and Online Rumors**

by Kim, Jong-Hyun; Sabherwal, Rajiv; Bock, Gee-Woo ; More... Peer-Review

The Journal of computer information systems, 11/2021, Volume 61, Issue 6

Quick Look In order to investigate the impact of **social media monitoring** on a firm's market understanding and performance, and how to manage online rumors, two complementary studies are conducted on visitors...

Journal Article Citation Online

Cites / Cited by Related Articles

WEB OF SCIENCE 1

Publication Date: 1 Year, 3 Years, 5 Years, 10 Years

Library Location:

Social Media Monitoring: How the Employment of Honeypot Security Tools by Firms

2019

Quick Look

A&I Details Page (Slide Layer)

Get Full Text

Summon social media monitoring

Understanding Social Media Monitoring and Online Rumors

by Kim, Jong-Hyun; Sabherwal, Rajiv; Bock, Gee-Woo; Kim, Han-Min

Note: You do not have access to this article online

Journal Article Citation Online

Cites / Cited by

Abstract

In order to investigate the impact of social media monitoring on a firm's market understanding and performance, and how to manage online rumors, two complementary studies are conducted on visitors' engagement and three aspects of engagement. The first study indicates that conversations and inbound traffic positively affect visitors' engagement, which, along with referrals, influences social media monitoring's impact on market understanding. Next, the impact of social media monitoring on a firm's performance is affected by social media monitoring's impact on market understanding. The second study indicates that first, online rumors from direct engagement are more likely to be true than those from indirect engagement. Second, online rumors spreading shows similar engagement patterns, that, a firm's quick and frank reactions to rumors can reduce their influence, and fourth, adding content to online rumors increases cognitive engagement and a company's support or denial of online rumors affects all engagement dimensions.

More Details

Title
Understanding Social Media Monitoring and Online Rumors

Publication Title
The Journal of computer information systems

Volume
61

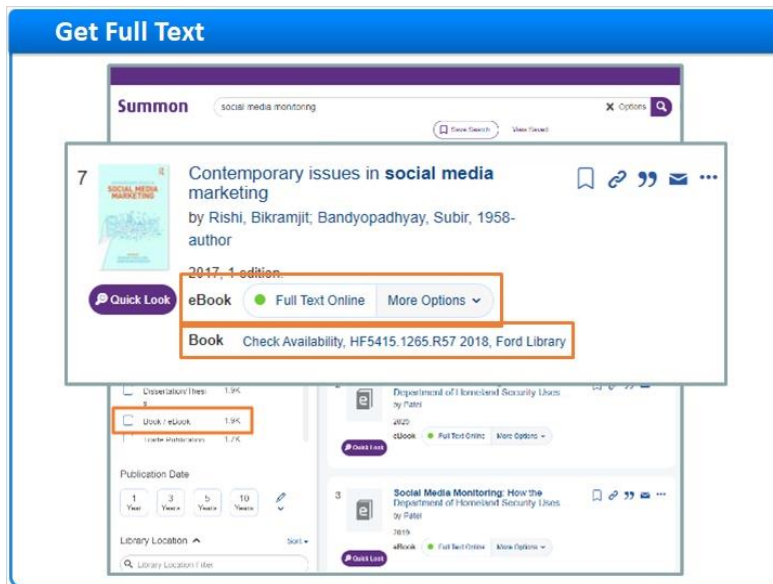
Altmetrics

See more details

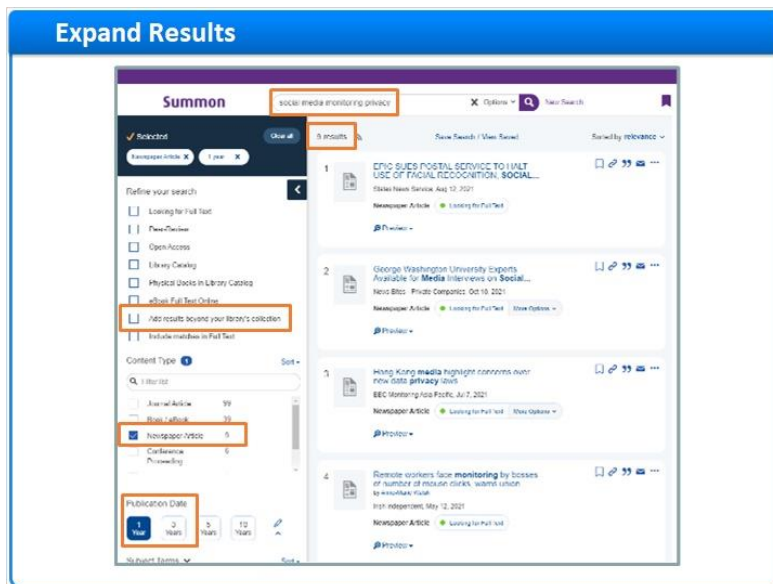
Referenced in 1 online sources

22 readers on Mendeley

Book Result (Slide Layer)



1.11 Expand Results



Notes:

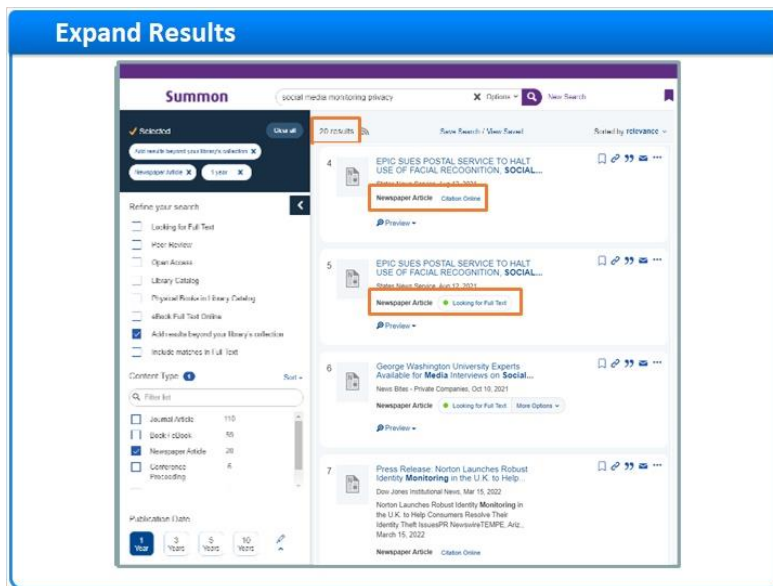
We've looked at ways to use refinements and facets to filter down a large set of search results. But, what do I do if I want to expand my search results?

In this example, I've narrowed my search with more keywords. And, I only want to see newspaper articles published over a short time-period.

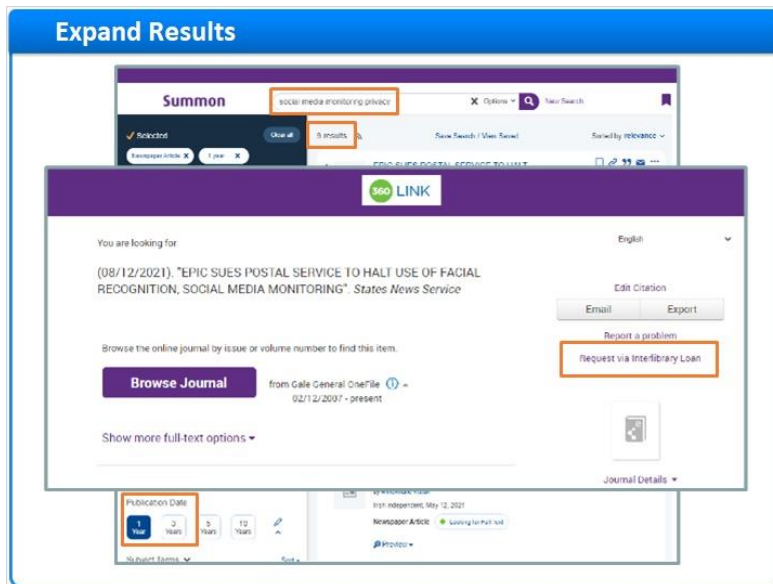
My search yielded just a few results, but I wonder if there are more out there? So I check the box, "Add results beyond your library's collection," to see additional results from the Central Discovery Index.

Now I have more results. The ones in my library's collection are available online. The ones outside my library's collection appear as Citation Online, just like my library's Abstracting and Indexing content. If any of these look interesting, I can click on their titles to learn how to request them via interlibrary loan.

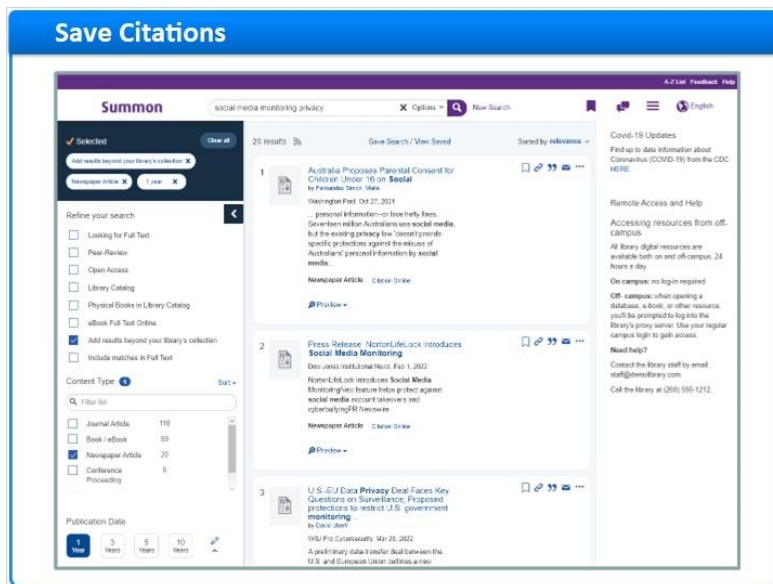
Add Results Beyond Collection (Slide Layer)



ILL Request Page (Slide Layer)



1.12 Save Citations



Notes:

Now that we've spent some time reviewing our search results, perhaps we would like to save some of these citations so that we can reference them later, email them to a friend or colleague, or even print them out.

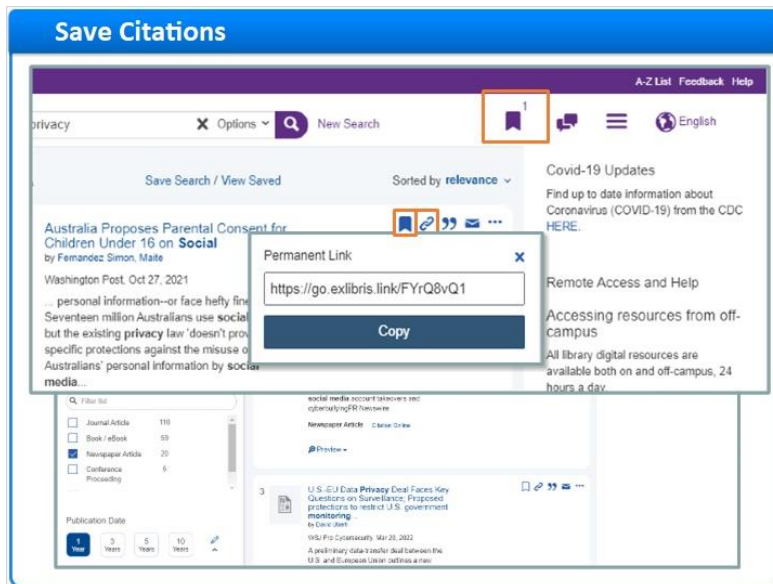
When I click the icon here called Permanent Link, I'll see a URL that will take me or any other researcher to a Summon search that has this exact citation as its only result item. It won't go to the full text on the provider's site, but just to this

citation result in Summon.

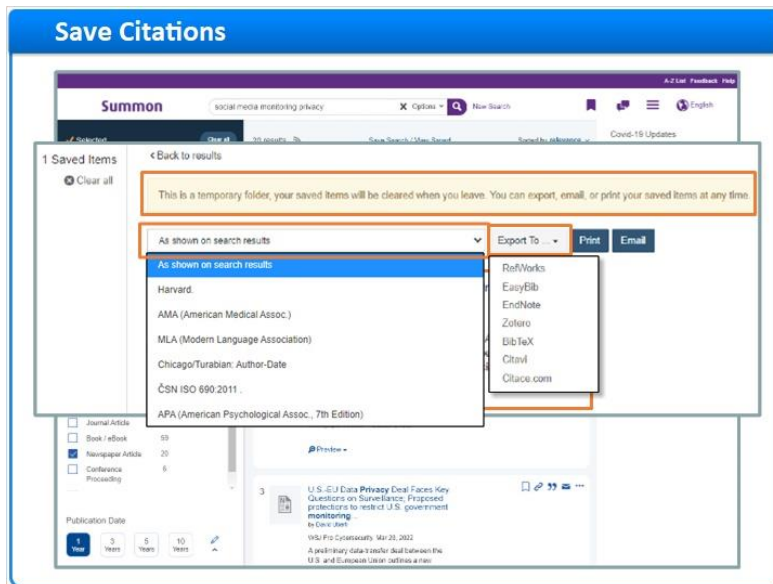
To save citations, I click the banner icon to the right of each search result I want to save. The icon's color changes to show that the item has been saved to my temporary Saved-Items folder at the top of the page.

I can now go to the Saved Items folder and see my saved citations. I can choose a citation format and then print or email these citations. I can even export these citations directly out to various citation managers using this drop-down. If I don't do anything with these Saved Items, they will disappear when I close my browser, or if I don't use Summon for a period of time.

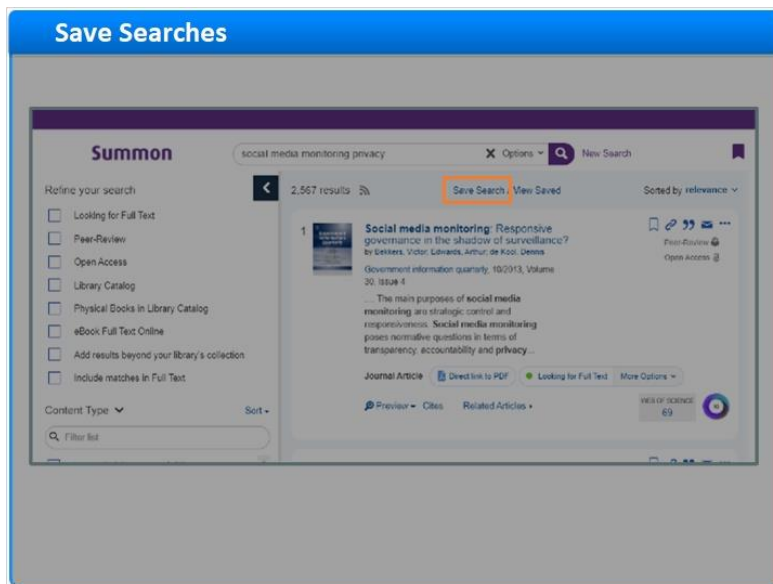
Zoom Upper Right of Page (Slide Layer)



Saved Items Page (Slide Layer)



1.13 Save Searches



Notes:

We can also save the search query, so that it can be run again later.

I click **Save Search**, and a pop-up appears. I can save this search temporarily by just giving the search a distinctive name and then clicking **Done**.

However, when I'm done with Summon and I close my browser, my saved searches will be deleted. So, if I want to save searches permanently, I need to sign in with Google Drive or Microsoft One-Drive. If you don't have one of those accounts, you'll need to create it first.

After I sign in to my account, the pop-up changes to show which account will be used to save my Summon searches.

For the name of this search, I'm going to keep the search terms, but I'm going to add my refinements, too.

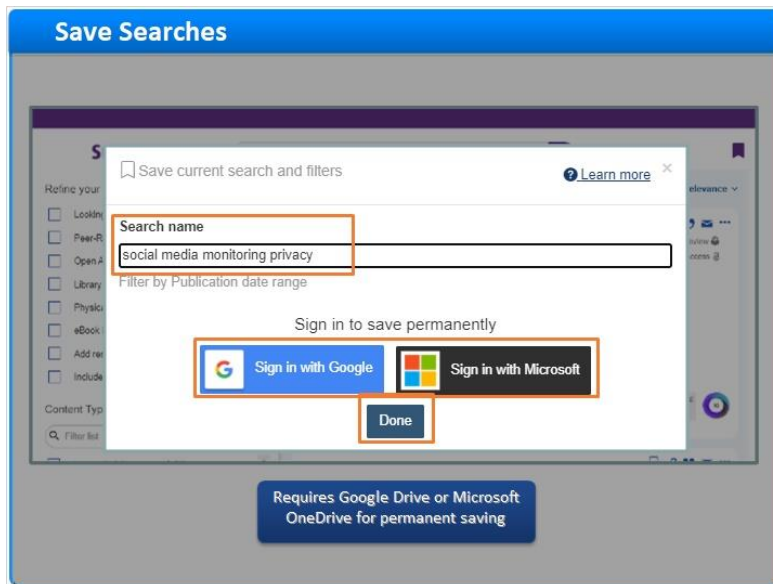
I click **Done**, and I'm back at my search-results page.

However, notice that the **View Saved** link at the top has a small number 1 next to it. That means I saved one search. I click that link, and the **Saved Searches** page appears. My saved search has the name I gave it, plus the search terms that were used, and that I filtered by publication-date range and content type. I can click on either the saved-search name or the search terms, and Summon will perform my search again, with those terms and filters.

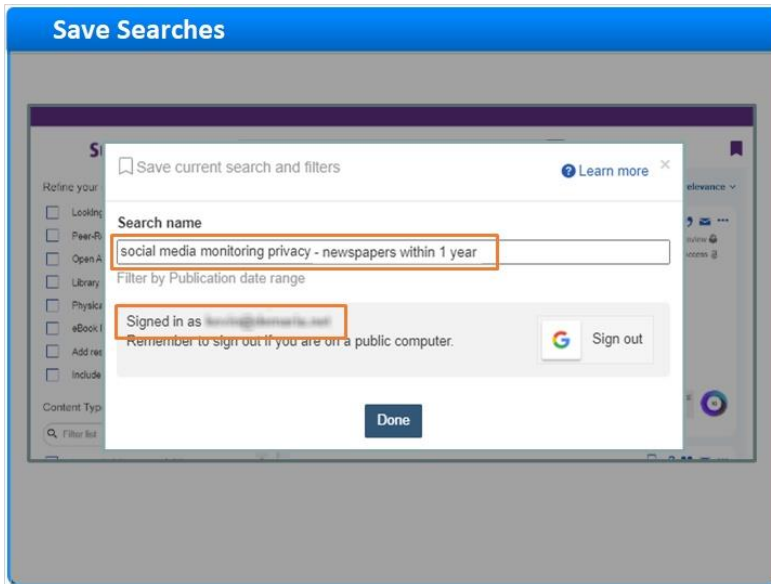
I could also rename or even delete the saved search.

By the way, if you're on a public computer, be sure to **Sign out from your Google or Microsoft account** before you leave, for security reasons.

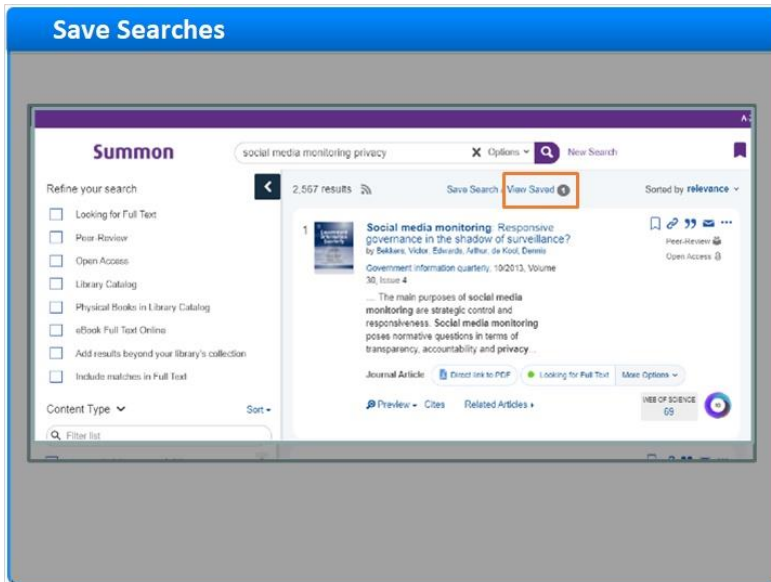
Search save popup (Slide Layer)



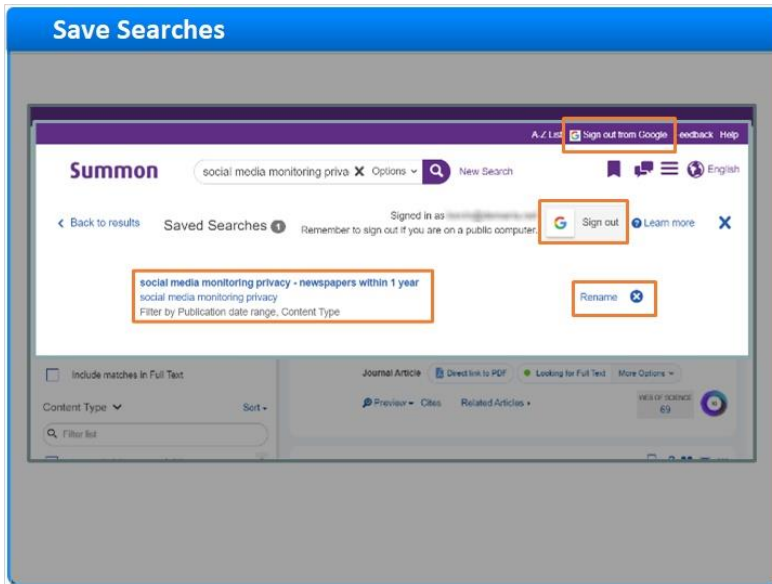
Search save popup after login (Slide Layer)



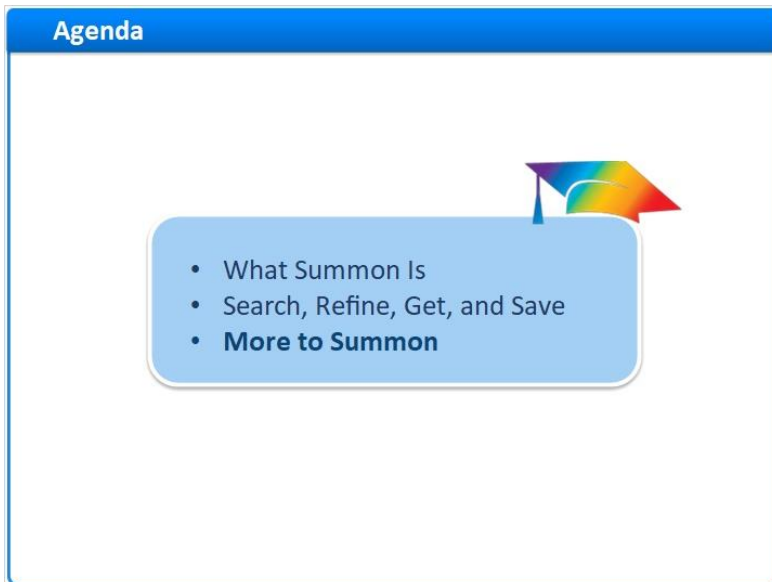
Results page with Saved Search (Slide Layer)



Saved Searches (Slide Layer)



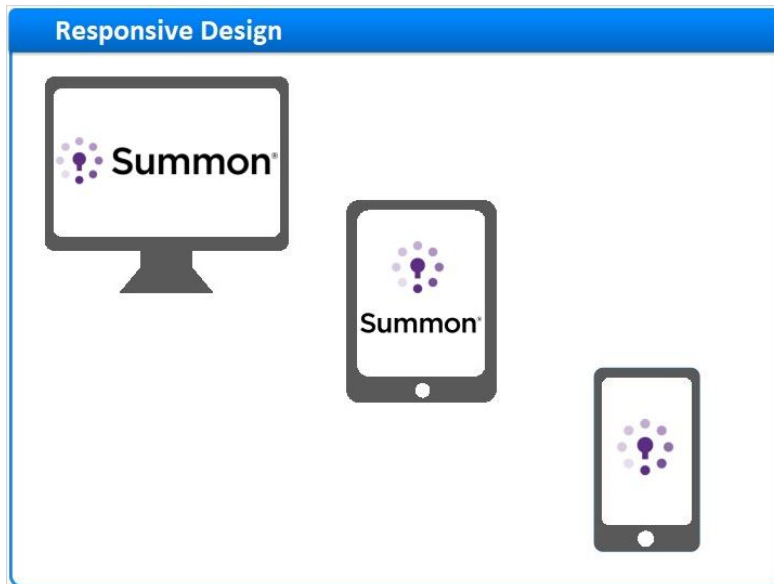
1.14 More to Summon



Notes:

There are a few more things to mention about the Summon interface.

1.15 Responsive Design



Notes:

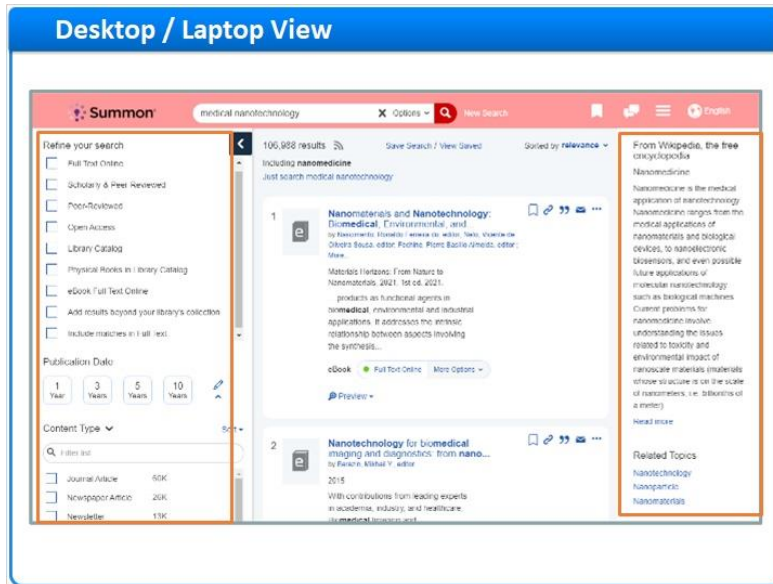
So far, we've been looking at Summon on a desktop monitor, but Summon uses a technology called "responsive design," so it looks great on tablets and smart phones, too.

Here's an example of a search on a desktop monitor. There's plenty of space for the facet pane on the left. There's also room for the Topic-Explorer pane on the right, which we'll discuss further in another session.

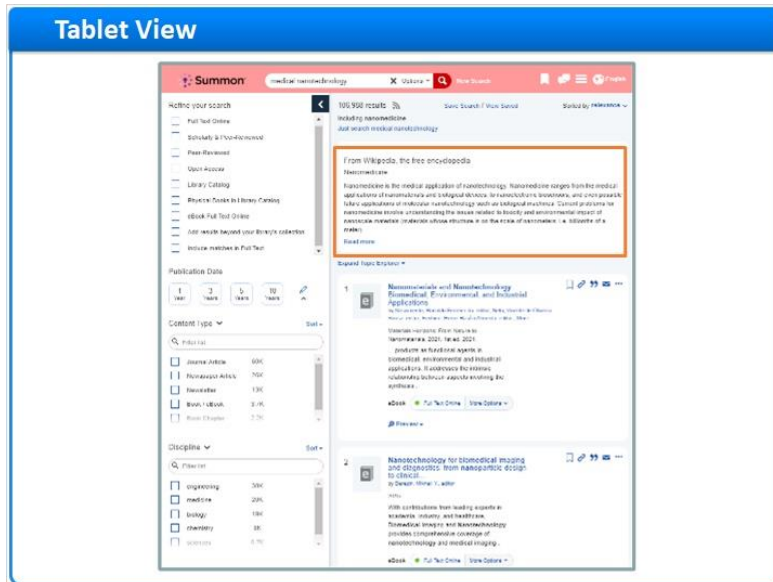
Now let's look at the same search on a tablet. The Topic Explorer has moved under the results area.

And, here's what the same search looks like on a smart phone. But this time, the refinements and facets are tucked away, behind this Filters link.

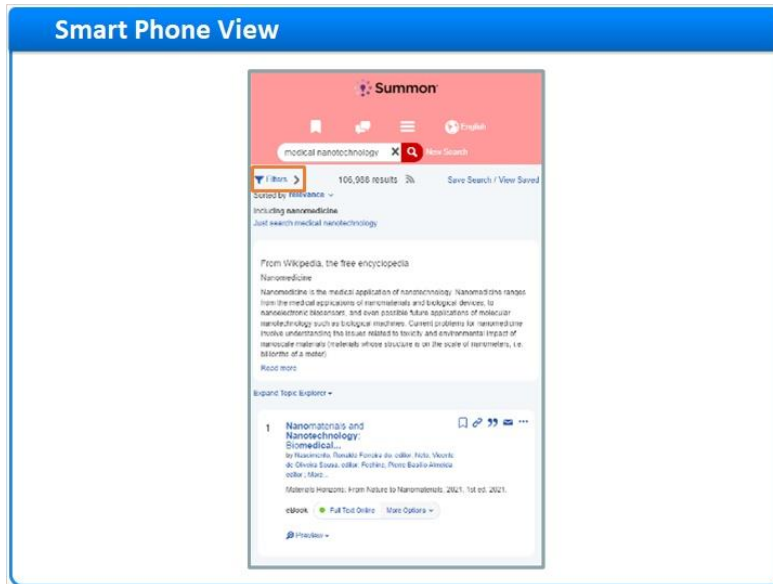
desktop (Slide Layer)



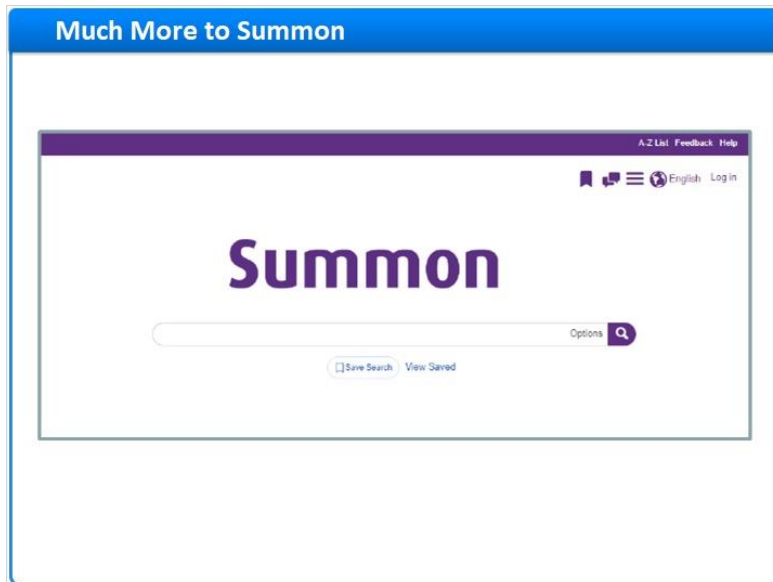
tablet (Slide Layer)



smart phone (Slide Layer)



1.16 Much More to Summon

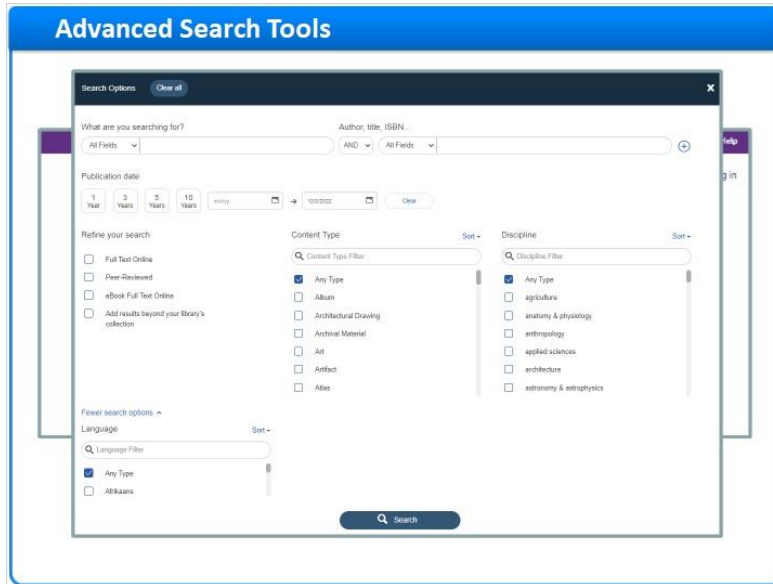


Notes:

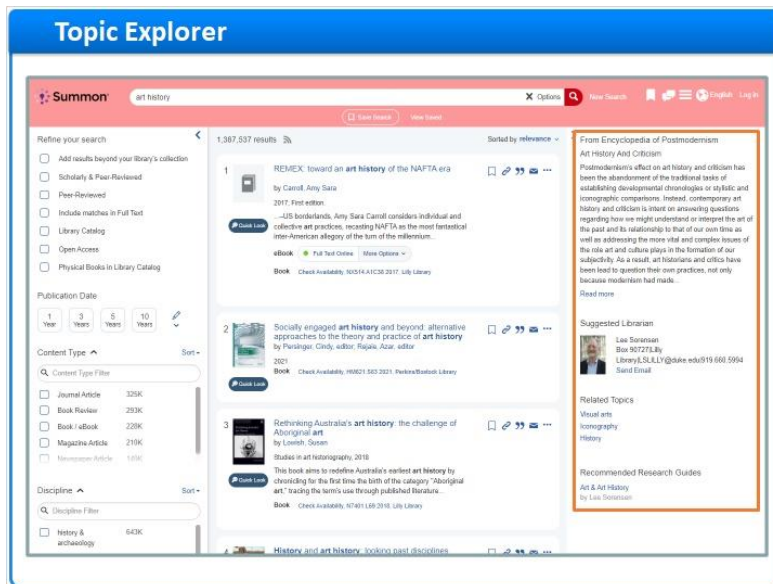
There is much more to learn about using Summon, for example: Powerful Advanced-Search tools; A Topic Explorer pane featuring library reference materials, research guides, and messages from the library staff; Customizable Best Bets and Database Recommendations; Scholarly Impact Measures such as integrated citations counts from Web of Science and Scopus, and free Altmetric data for all libraries.

These features and more will be covered in other Summon training sessions.

Advanced Search Tools (Slide Layer)



Topic Explorer (Slide Layer)



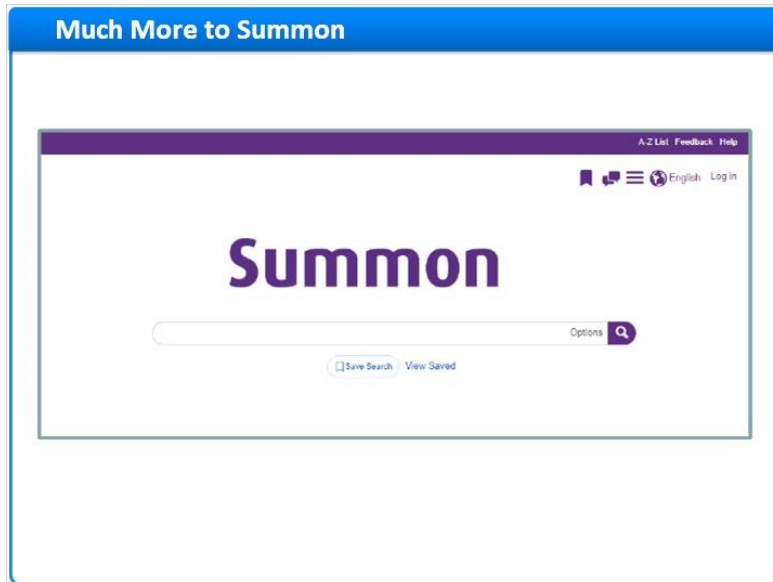
Recommendations (Slide Layer)

The screenshot shows a search results page for 'computer science' on a platform called 'Summon'. The page is titled 'Best Bets and Database Recommendations'. On the left, there are filters for 'Refine your search' (Add results beyond your library's collection, Peer-Review, Open Access, Full Text Online, Library Catalog, Physical Books in Library Catalog) and 'Content Type' (Journal Article: 7.2M, Newspaper Article: 4.1M, Conference Proceeding: 3.2M, Magazine Article: 1.8M). The main results area shows '19,320,877 results' sorted by 'relevance'. Two items are highlighted with orange boxes: 'Computer Science and Engineering 143' (with a sub-link for course material) and 'Database Recommendations' (describing Inspec and ACM Digital Library). Below these, a result for 'SOFSEM 2014: theory and practice of computer science' is visible, including its title, author, and a brief description.

Scholarly Impact (Slide Layer)

The screenshot shows a search results page for 'The cause of global amphibian declines: a developmental endocrinologist's perspective'. The page is titled 'Scholarly Impact Measures'. The article is by Hayes, T B, Falso, P, Gallipeau, S, and others, published in 'Journal of experimental biology' in 2010. It is marked as 'Peer-Reviewed' and 'Open Access'. A 'Quick Look' button is present. The article text states: 'Greater than 70% of the world's amphibian species are in decline. We propose that there is probably not a single cause for global amphibian declines and present...'. At the bottom, there are links for 'Cites / Cited by' and 'Related Articles'. A 'WEB OF SCIENCE' badge shows 266 citations, and a circular badge shows 39. The top right of the interface includes 'A-Z List', 'Feedback', and 'Help' links.

Wrap up (Slide Layer)



1.17 Session Review

Session Review

In this session we covered:

- What Summon is
- Search, refine, get, and save
- Preview of other features

Next Steps:

- Review recommended articles
- Continue to next training session

Notes:

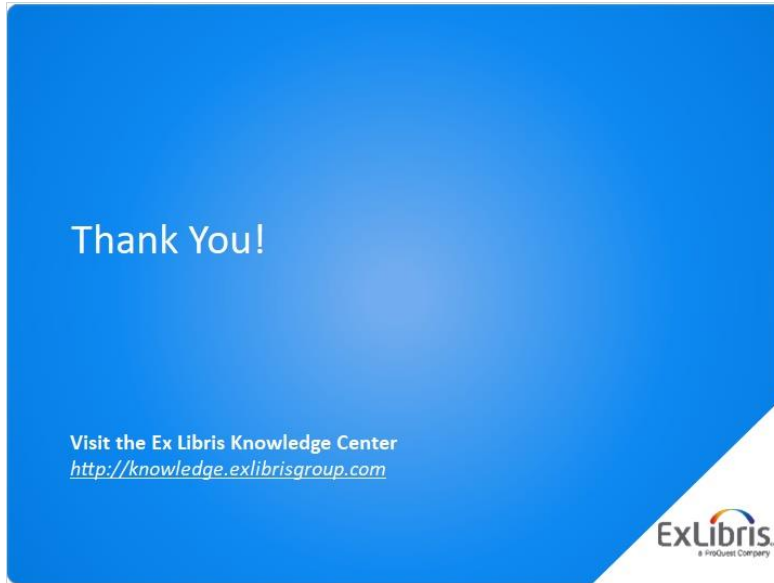
This concludes the Introduction to Summon training session.

In this session, we explored what Summon is. We also learned the basic steps for searching in Summon, refining our results, getting full-text, and saving citations and searches. And we previewed some other features that will be discussed in other Summon training sessions.

What are your next steps?

- First, read the Recommended Articles for this session.
- Then, continue with your next training session.

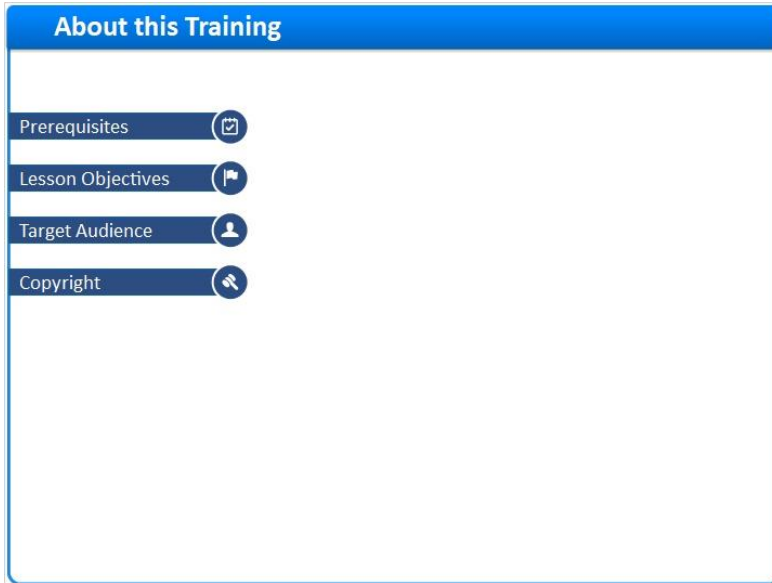
1.18 Thank You!



Notes:

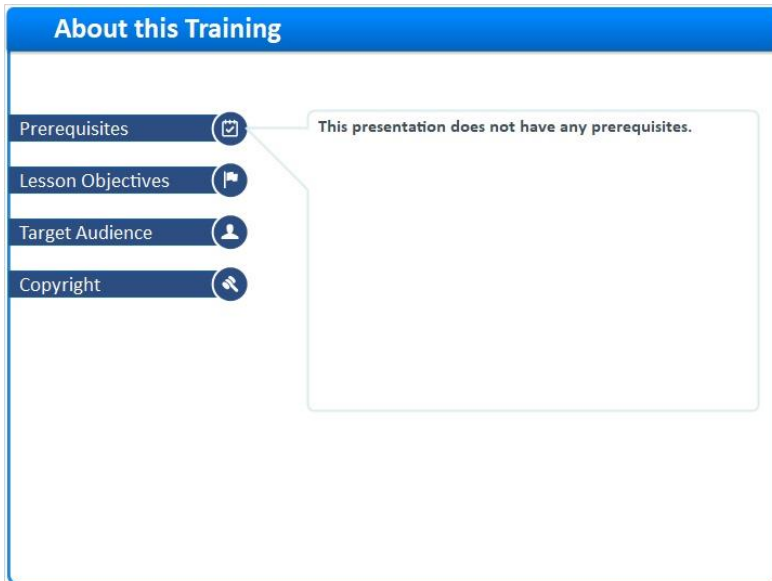
Thank you for joining us!

1.19 About this Training







Notes:

1 (Slide Layer)



2 (Slide Layer)

About this Training





- Prerequisites 
- Lesson Objectives 
- Target Audience 
- Copyright 

By the end of this training session, you will be able to:

- Understand what Summon Is
- Perform basic searches in Summon
- Refine Summon search results
- Get to full text from Summon
- Save citations and searches in Summon
- Know some other Summon features

3 (Slide Layer)

About this Training

- Prerequisites 
- Lesson Objectives 
- Target Audience 
- Copyright 

Target Audience:

- Library staff members who will be using Summon:
 - Reference Librarians and Staff
 - Serials Librarians
 - Implementation Team

4 (Slide Layer)

About this Training

- Prerequisites
- Lesson Objectives
- Target Audience
- Copyright

All of the information and material inclusive of text, images, logos, product names is either the property of, or used with permission by Ex Libris Ltd. The information may not be distributed, modified, displayed, reproduced – in whole or in part – without the prior written permission of Ex Libris Ltd.

TRADEMARKS
Ex Libris, the Ex Libris logo, Aleph, Alma, SFX, SFXIT, MetaLib, DigiTool, Verde, Primo, Voyager, MetaSearch, MetaIndex, Rosetta, Leganto and other Ex Libris products and services referenced herein are trademarks of Ex Libris, and may be registered in certain jurisdictions. All other product names, company names, marks and logos referenced may be trademarks of their respective owners.

DISCLAIMER
The information contained in this document is compiled from various sources and provided on an "AS IS" basis for general information purposes only without any representations, conditions or warranties whether express or implied, including any implied warranties of satisfactory quality, completeness, accuracy or fitness for a particular purpose.

Ex Libris, its subsidiaries and related corporations ("Ex Libris Group") disclaim any and all liability for all use of this information, including losses, damages, claims or expenses any person may incur as a result of the use of this information, even if advised of the possibility of such loss or damage.

© Ex Libris Ltd., 2017